




Stop Raising Mosquitoes in Your Yard and Home...



- Cans and Buckets.** Discard them, store them inside, or turn them upside down.
- Old Tires.** Store in a basement or shed where they won't collect rainwater.
- Barrels and Garbage Cans.** Drain them and store tightly covered or upside down.

- Roof Gutters.** Clean out leaves and debris that trap and hold water. Repair sagging gutters.
- Bird Baths.** Change and clean the water every few days.
- Wading Pools.** Change the water every few days, but make sure that the water you dump out drains away. Turn upside down when not in use.
- Canoes and Boats.** Cover with a tight-fitting tarp, or turn upside down. Open drain plug and tilt boat so water flows out.
- Ornamental Ponds.** Stock with small fish that will eat developing mosquitoes.
- Puddles and Swampy Areas.** Grade to drain off the water, or fill with dirt.
- Flower Pots and Vases.** Drain standing water from pot saucers and change water in outdoor vases every couple of days.



- Bromeliads.** Check leaf bases for water and mosquito larvae.
- Leaky Faucets and Hoses.** Repair leaking faucets and drain area beneath.
- Tarps or Plastic Sheets.** Make sure that coverings on boats, swimming pools, compost piles, etc. are pulled tight and sloped so that rainwater runs off.
- Pet or Livestock Watering Pans.** Empty frequently, clean, and refill.

- Wheelbarrows.** Store under cover in a basement or shed or upside down.
- Drainage Basins.** Remove stagnant water from sump pits, dry wells, or drainage basins.
- Drainage Ditches.** Make sure that water flows freely.
- Cesspools and Septic Tanks.** Make sure systems are tightly-covered, operating properly, and not overflowing.
- Storm Drains.** Check to see that water flows freely and is not blocked by leaves and debris.
- Tree Holes.** Remove stumps or fill stumps or tree holes with sand or other filler.